


**C800 Urban Motion**  
£ 2,149

**M700 Wild ATB**  
£ 2,149

**B400 Urban Low Step**  
£ 1,199

**M500 Wild**  
£ 2,499

PRODUCT INFORMATION

|                             |  |  |   |  |
|-----------------------------|--|--|---|--|
| FRAME SIZES                 | M (50cm) - L (55cm)  | S-M (42cm) - L/XL (46cm)   | S (46cm) - M (52cm) - L (56cm)                              | S (42cm) - M (46cm) - L (50cm)                                   |
| WEIGHT                      | Approx. 28kg   | Approx. 26Kg   | Approx. 24kg  | Approx. 26kg   |
| MAXIMUM BIKE & RIDER WEIGHT | 120kg  | 135Kg  | 145kg   | 120kg  |
| PAINTING                    | Powder Painting Scratch Resistant with Matte or Glossy Varnish | Powder Painting Scratch Resistant with Matte Varnish                                   | Powder Painting Scratch Resistant With Matte Varnish        | Powder Painting Scratch Resistant with Matte or Glossy Varnish   |
| COLOUR(s)                   | Black Suit with matte finish                                   | Black Fog with matte finish   Pure Red with matte finish   Rock Blue with matte finish | Moon Grey with matte finish   Desert Sand with matte finish | Black Fog with Matte Finish   Moon Grey Gloss with Glossy finish |

FRAME

|            |                                 |  |                    |   |
|------------|---------------------------------|--|--------------------|---|
| FRAME      | Aluminium Low Step              | MTB Hardtail Aluminum                                    | Aluminium Low Step | MTB Hardtail Aluminium                                  |
| SUSPENSION | -                               | Rockshox 35S Air Travel 120mm Axle Boost 110mm 27.5"/29" | -                  | Sr Suntour Raidon 34 Air Travel 130mm Boost 110mm 27,5" |
| FORK       | Rigid Alloy 28"                 | -  | Rigid Alloy 28"    | -   |
| HEADSET    | FSA 1.5" to 1-1/8" Tapered SHIS | FSA 1.5" to 1-1/8" Tapered SHIS                          | SHIS 1-1/8"        | FSA 1.5" to 1-1/8" Tapered SHIS                         |

E-BIKE SYSTEM

|                  |   |  |  |  |
|------------------|---|--|--|--|
| DRIVE UNIT       | BROSE DRIVE C Horizontal 50Nm                       | BROSE DRIVE S MAG Horizontal 90Nm              | BAFANG H400B Rear Wheel 45Nm                       | BROSE DRIVE S ALU 90Nm   |
| BATTERY          | 504Wh 36V - Semi-Integrated on Downtube - Removable | 522Wh 36V - Integrated on Downtube - Removable | 360Wh 36V - Integrated on Downtube - Non Removable | Snake Battery - 504Wh 36V - Integrated on Downtube - Removable |
| RANGE            | 40km to 100km                                       | 40km to 100km                                  | 40km to 100km                                      | 40km to 100km  |
| BATTERY LOCK KEY | Yes   | Yes  | -  | Yes  |
| CHARGER          | 4A - 4 to 5 hours total charge time                 | 4A - 3 to 6 hours total charge time            | 2A - 5 hours total charge time                     | 2A - 7 hours total charge time                                 |
| DISPLAY          | MARQUARDT Display                                   | Brose Allround                                 | BAFANG DP.C11                                      | BROSE Allround   |

COCKPIT

|           |                                     |                                       |                                     |                                       |
|-----------|-------------------------------------|---------------------------------------|-------------------------------------|---------------------------------------|
| HANDLEBAR | AL 660mm / 31.8mm (Curved)          | FSA V-Drive 740mm / 31.8mm (Straight) | AL 660mm / 31.8mm (Curved)          | FSA V-Drive 740mm / 31.8mm (Straight) |
| STEM      | AL 90mm - 31.8mm - adjustable 0-90° | FSA V-Drive 60mm/ 31.8mm / ±6°        | AL 90mm - 31.8mm - adjustable 0-90° | FSA V-Drive 60mm/ 31.8mm / ±6°        |
| GRIPS     | ERGOTECH EG-AMBITION                | ERGON GA30                            | HERRMANS DD36 Ergonomic             | ERGON GA30                            |

WHEELSET

|            |                                     |   |                                      |   |
|------------|-------------------------------------|---|--------------------------------------|---|
| TYRES      | CONTINENTAL Ride Cruiser 28"x2,2"   | MAXXIS Rekon S - 27,5"x2,6" / M - L/XL-29"x2,4" | CONTINENTAL Contact Cruiser 28"x2,0" | CONTINENTAL Mountain King 27,5"x2,6"        |
| WHEEL SIZE | 28"                                 | 27,5" (S) / 29" (M-L/XL)                        | 28"                                  | 27,5"                                       |
| RIMS       | Alloy Double 25mm                   | Alloy Double Wall 30mm (Tubeless Ready)         | Alloy Double Wall 25mm               | Alloy Double Wall 25mm                      |
| SPOKES     | Black Stainless Steel               | Black Stainless Steel                           | Stainless Steel                      | Black Stainless Steel                       |
| FRONT HUB  | SHIMANO HB-MT400 100 Thru-axle 15mm | SHIMANO HB-MT400-B Boost 110 Thru-axle 15mm     | SHIMANO HB-TX506 9x100mm QR          | SHIMANO HB-MT400-B Boost 110 Thru-axle 15mm |
| REAR HUB   | SHIMANO NEXUS SG-C6001 135mm        | SHIMANO HB-MT400-B Boost 148 Thru-axle 12mm     | BAFANG H400B 135mm                   | SHIMANO HB-MT400-B Boost 148 Thru-axle 12mm |

DRIVETRAIN & BRAKES

|                     |                               |                                 |                              |                          |
|---------------------|-------------------------------|---------------------------------|------------------------------|--------------------------|
| BRAKES              | CLARKS Hydraulic M2           | SHIMANO Hydraulic MT400         | ALHONGA Hydraulic HJ-HT474   | SHIMANO Hydraulic MT200  |
| BRAKE ROTOR - Front | CL HJ-DXR1814 180mm           | SHIMANO SM-RT30 203mm           | ALHONGA HJ-DXR1806 180MM     | SHIMANO SM-RT10 180mm    |
| BRAKE ROTOR - Rear  | CL HJ-DXR1814 180mm           | SHIMANO SM-RT30 180mm           | ALHONGA HJ-DXR1806 180MM     | SHIMANO SM-RT10 180mm    |
| REAR DERRAILEUR     | -                             | SRAM NX 11S                     | SHIMANO Altus 9S             | SHIMANO Deore 10S        |
| CASSETTE            | -                             | SRAM Power Glid 1130 11-42      | SHIMANO Altus 9S 11-36T      | SHIMANO Deore 10S 11-42T |
| SHIFTERS            | SHIMANO NEXUS 8               | SRAM NX 11S                     | SHIMANO Altus 9S             | SHIMANO Deore 10S        |
| CHAINRING           | MIRANDA ChainFlow BCD 104 38T | MIRANDA ChainFlow 3D BCD104 38T | MIRANDA ChainFlow BCD104 38T | SAMOX BCD 104 36T        |
| CRANK               | SAMOX Shape 175               | SAMOX Shape 170/0               | MIRANDA JIS 170              | SAMOX Shape 175/5        |
| CHAIN               | SHIMANO CN-NX10               | KMC E11 Turbo e-bike series     | SHIMANO CN-HG53              | SHIMANO CN-E6090         |
| CHAINGUARD          | Yes - HEBIE                   | Yes - FSA                       | Yes - SKS                    | Yes - FSA                |

SAFETY & ACESSORIES

|             |                                 |                                    |                                 |                                     |
|-------------|---------------------------------|------------------------------------|---------------------------------|-------------------------------------|
| RACK        | ATRANVELO City AVS (max.: 25Kg) | ATRANVELO Tour AVS (max.: 25Kg)    | ATRANVELO City AVS (max.: 25Kg) | -                                   |
| FRONT LIGHT | AXA BlueLine 30 with reflector  | SPANNINGA Axendo 40 with reflector | AXA Ecoline 15 with reflector   | -                                   |
| REAR LIGHT  | PICCADILY with reflector        | PICCADILY with reflector           | AXA Slim with reflector         | -                                   |
| KICKSTAND   | ATRANVELO Dux                   | ATRANVELO Dux                      | ATRANVELO Dux                   | -                                   |
| MUDGUARD    | SKS                             | SKS                                | SKS                             | -                                   |
| BELL        | Yes                             | Yes                                | -                               | Yes                                 |
| BOTTLE CAGE | Not included. Sold separately.  | Not included. Sold separately.     | Not included. Sold separately.  | Not included. Sold separately.      |
| SADDLE      | SELLE ROYAL Rio Gel             | SELLE SAN MARCO X3 e-bike black    | SELLE ROYAL Rio Gel             | SELLE ROYAL Shadow                  |
| SEAT POST   | AL Black 350mm 27.2mm/15mm      | FSA Gossamer 31.6mm / 350mm /20mm  | AL Black 300mm 31.6mm/15mm      | FSA Gossamer 350mm 31.6mm /20mm     |
| SEAT CLAMP  | Alloy black with quick release  | Alloy black with screw             | Alloy black with screw          | Alloy black with quick release      |
| PEDALS      | UNION SP-827 with reflectors    | UNION SP-400 Flat with reflectors  | NECO with reflectors            | Union SP-21600 Flat with reflectors |
| FRAMELOCK   | Not included. Sold separately.  | Not included. Sold separately.     | Not included. Sold separately.  | Not included. Sold separately.      |

\* We reserve the right to modify product information that appears on this website without prior notice, including equipment, specifications, models, colors and materials.