








E850 Trekking
£ 2,399



E800 Urban Motion Lite
£ 2,199



G400 Gravel
£ 1,799



C800 Trekking Suspension
£ 1,549

PRODUCT INFORMATION

| | | | | |
|-----------------------------|---|--|---|--|
| FRAME SIZES | S/M (46cm) - L/XL (54cm) | S (45cm) - M (50cm) - L (55cm) | M (52cm) - L (56cm) | M (50cm) |
| WEIGHT | Approx. 26,5kg | Approx. 28kg | Approx. 20kg | Approx. 27 Kg |
| MAXIMUM BIKE & RIDER WEIGHT | 145kg | 120kg | 150kg | 120Kg |
| PAINTING | - | Powder Painting Scratch Resistant with Matte or Glossy Varnish | Powder painting scratch resistant with Glossy Varnish | Powder Painting Scratch Resistant with Matte |
| COLOUR(s) | White Star with glossy finish Happy Blue with matte finish Black Suit with matte finish Desert Sand with matte finish | White Star with glossy varnish Happy Blue with matte finish Black Suit with matte finish | Metallic Blue | Black Suit with Matte Finish |

FRAME

| | | | | |
|------------|---|---------------------------------|------------------------|---------------------------------|
| FRAME | Aluminium High Step | Aluminium Low Step | Aluminium High Step | Aluminium High Step |
| SUSPENSION | Sr SUNTOUR Mobie E25 Air 75mm | - | - | Sr SUNTOUR Mobie E25 Air 75mm |
| FORK | - | Rigid Alloy 28" | Rigid Alloy 28" | - |
| HEADSET | ACROS AZX-581 1.5" SHIS With Blocklock 150° Integrated Cables | FSA 1.5" to 1-1/8" Tapered SHIS | Semi integrated 1-1/8" | FSA 1.5" to 1-1/8" Tapered SHIS |

E-BIKE SYSTEM

| | | | | |
|------------------|--|--|--|---|
| DRIVE UNIT | SHIMANO Steps E6100 60Nm | BROSE DRIVE C ALU 50Nm | BAFANG H400B Rear Wheel 45Nm | BROSE DRIVE S ALU 90Nm |
| BATTERY | 504Wh 36V - Integrated on Downtube - Removable | 504Wh 36V - Integrated on Downtube - Removable | 36V 360Wh - Integrated on Downtube - Non Removable | 504Wh 36V - Semi-integrated on Downtube - Removable |
| RANGE | 40km to 100km | 40km to 100km | 40km to 100km | 40km to 100km |
| BATTERY LOCK KEY | Yes | Yes | - | Yes |
| CHARGER | 2A - 5 to 7 hours total charge time | 2A - 7 hours total charge time | 2A - 5 hours total charge time | 4A - 3 to 6 hours total charge time |
| DISPLAY | SHIMANO SC-E6100 | BROSE Allround | BAFANG DP.C11 | BROSE Allround |

COCKPIT

| | | | | |
|-----------|--|-------------------------------------|--|-------------------------------------|
| HANDLEBAR | AL 660mm / 31.8mm (Straight) | AL 660mm / 31.8mm (Curved) | ZOOM Gravel 400mm / 31.8mm / Flare 25° | AL 660mm / 31.8mm (Straight) |
| STEM | AL 90mm - 31.8mm - adjustable 0-90° with Cable Integration | AL 90mm - 31.8mm - adjustable 0-90° | AL 100mm - 31.8mm - 7° | AL 90mm - 31.8mm - adjustable 0-90° |
| GRIPS | ERGON GA30 | ERGON GP1 | SELLE ITALIA SG Tape | ERGON GA30 |

WHEELSET

| | | | | |
|------------|-------------------------------------|--------------------------------------|--------------------------------|---|
| TYRES | CONTINENTAL RaceKing 29"x2,2" | CONTINENTAL Contact Cruiser 28"x2,2" | VITTORIA Terreno Dry 29"x1,75" | CONTINENTAL Double Fighter III 29"x2,0" |
| WHEEL SIZE | 29" | 28" | 29" | 29" |
| RIMS | Alloy Double Wall 25mm | Alloy Double Wall 25mm | Alloy Double Wall 25mm | Alloy Double Wall 25mm |
| SPOKES | Black Stainless Steel | Black Stainless Steel | Stainless Steel | Black Stainless Steel |
| FRONT HUB | SHIMANO HB-MT400 100 Thru Axle 15mm | SHIMANO HB-MT400 100 Thru-axle 15mm | Alloy 9x135mm QR | SHIMANO HB-MT400 100 Thru Axle 15mm |
| REAR HUB | SHIMANO Deore M6000 135mm | SHIMANO Nexus SG-C6001-8D | BAFANG H400B 135mm | SHIMANO Deore M6000 135mm |

DRIVETRAIN & BRAKES

| | | | | |
|---------------------|-----------------------------|-------------------------|--|-----------------------------|
| BRAKES | SHIMANO Hydraulic MT200 | SHIMANO Hydraulic MT200 | TEKTRO Cable Activated Hydraulic HD-C705 | SHIMANO Hydraulic MT200 |
| BRAKE ROTOR - Front | SHIMANO SM-RT10 180mm | SHIMANO SM-RT10 180mm | SHIMANO SM-RT26 180mm | SHIMANO SM-RT10 180mm |
| BRAKE ROTOR - Rear | SHIMANO SM-RT10 180mm | SHIMANO SM-RT10 180mm | SHIMANO SM-RT26 180mm | SHIMANO SM-RT10 180mm |
| REAR DERRAILEUR | SHIMANO Deore 11S | - | MICROSHIFT AdventX 10S | SHIMANO Deore 10S |
| CASSETTE | SHIMANO Deore 11S 11-51T | - | MICROSHIFT AdventX 10S 11-48T | SHIMANO Deore 10S 11-42T |
| SHIFTERS | SHIMANO Deore 11S | SHIMANO Nexus 8 | MICROSHIFT AdventX 10S | SHIMANO Deore 10S |
| CHAINRING | SHIMANO SM-CRE61 38T | MIRANDA BCD 104 38T | MIRANDA ChainFlow BCD104 38T | SAMOX BCD 104 36T |
| CRANK | SHIMANO FC-E6100 175mm | SAMOX Shape 175/0 | MIRANDA JIS 170 | SAMOX Shape 175/0 |
| CHAIN | KMC E11 Turbo e-bike series | SHIMANO CN-NX10 | KMC e10 Turbo e-bike series | SHIMANO CN-E6090 10S E-Bike |
| CHAINGUARD | Yes - FSA | Yes - HEBIE | Yes - MIRANDA | Yes - FSA |

SAFETY & ACESSORIES

| | | | | |
|-------------|------------------------------------|-----------------------------------|-----------------------------------|-----------------------------------|
| RACK | ATRANVELO Tour AVS (max.: 25Kg) | ATRANVELO Tour AVS (max.: 25Kg) | - | ATRANVELO Tour AVS (max.: 25Kg) |
| FRONT LIGHT | SPANNINGA Axendo 40 with reflector | AXA Blueline 30 with reflector | - | AXA Blueline 30 with reflector |
| REAR LIGHT | PICCADILLY with reflector | PICCADILLY with reflector | - | AXA Slim with reflector |
| KICKSTAND | ATRANVELO Dux | ATRANVELO Dux | - | ATRANVELO Dux |
| MUDGUARD | - | SKS | - | SKS |
| BELL | - | Yes | - | Yes |
| BOTTLE CAGE | Not included. Sold separately. | Not included. Sold separately. | Not included. Sold separately. | Not included. Sold separately. |
| SADDLE | SELLE ROYAL Essenza Moderate Gel | SELLE ROYAL Rio Gel | SELLE ITALIA Model X Superflow | SELLE ROYAL Essenza Moderate Gel |
| SEAT POST | AL Black 350mm 31,6mm/15mm | AL Black 350mm 31,6mm/15mm | AL Black 300mm 31,6mm /15mm | AL Black 350mm 31,6mm/15mm |
| SEAT CLAMP | Alloy black with quick release | Alloy black with quick release | Alloy black with screw | Alloy black with quick release |
| PEDALS | UNION SP-827 Flat with reflectors | UNION SP-827 Flat with reflectors | MARWI SP-400 Flat with reflectors | UNION SP-827 Flat with reflectors |
| FRAMELOCK | AXA Block XXL | Not included. Sold separately. | Not included. Sold separately. | Not included. Sold separately. |

* We reserve the right to modify product information that appears on this website without prior notice, including equipment, specifications, models, colors and materials.