




**M500 Wild ATB Wild**  
£ 2,349



**G400 Gravel**  
£ 1,799



**C800 Urban Motion**  
£ 2,149



**E800 Urban Motion Lite**  
£ 2,199

PRODUCT INFORMATION

|                             |  |   |  |  |
|-----------------------------|--|---|--|--|
| FRAME SIZES                 | S (42cm) - M (46cm) - L (50cm)                                   | M (52cm) - L (56cm)                                   | M (50cm) - L (55cm)  | S (45cm) - M (50cm) - L (55cm)   |
| WEIGHT                      | Approx. 28kg   | Approx. 20kg  | Approx. 28kg   | Approx. 28kg   |
| MAXIMUM BIKE & RIDER WEIGHT | 120kg  | 150kg   | 120kg  | 120kg  |
| PAINTING                    | Powder Painting Scratch Resistant with Matte or Glossy Varnish   | Powder painting scratch resistant with Glossy Varnish | Powder Painting Scratch Resistant with Matte or Glossy Varnish | Powder Painting Scratch Resistant with Matte or Glossy Varnish                               |
| COLOUR(s)                   | Black Fog with matte finish   Moon Grey Gloss with glossy finish | Metallic Blue   | Black Suit with matte finish                                   | White Star with glossy varnish   Happy Blue with matte finish   Black Suit with matte finish |

FRAME

|            |   |                        |                                 |                                 |
|------------|---|------------------------|---------------------------------|---------------------------------|
| FRAME      | Aluminium MTB Hardtail                                  | Aluminium High Step    | Aluminium Low Step              | Aluminium Low Step              |
| SUSPENSION | Sr Suntour Raidon 34 Air Travel 130mm Boost 110mm 27,5" | -                      | -                               | -                               |
| FORK       | -   | Rigid Alloy 28"        | Rigid Alloy 28"                 | Rigid Alloy 28"                 |
| HEADSET    | FSA 1.5" to 1-1/8" Tapered SHIS                         | Semi integrated 1-1/8" | FSA 1.5" to 1-1/8" Tapered SHIS | FSA 1.5" to 1-1/8" Tapered SHIS |

E-BIKE SYSTEM

|                  |  |  |   |  |
|------------------|--|--|---|--|
| DRIVE UNIT       | BROSE DRIVE S ALU 90Nm   | BAFANG H400B Rear Wheel 45Nm                       | BROSE DRIVE C Horizontal 50Nm                       | BROSE DRIVE C ALU 50Nm                         |
| BATTERY          | Snake Battery - 504Wh 36V - Integrated on Downtube - Removable | 36V 360Wh - Integrated on Downtube - Non Removable | 504Wh 36V - Semi-Integrated on Downtube - Removable | 504Wh 36V - Integrated on Downtube - Removable |
| RANGE            | 40km to 100km  | 40km to 100km                                      | 40km to 100km                                       | 40km to 100km                                  |
| BATTERY LOCK KEY | Yes  | -  | Yes   | Yes  |
| CHARGER          | 2A - 7 hours total charge time                                 | 2A - 5 hours total charge time                     | 4A - 4 to 5 hours total charge time                 | 2A - 7 hours total charge time                 |
| DISPLAY          | BROSE Allround   | BAFANG DPC11                                       | MARQUARDT Display                                   | BROSE Allround                                 |

COCKPIT

|           |                                       |  |                                     |                                     |
|-----------|---------------------------------------|--|-------------------------------------|-------------------------------------|
| HANDLEBAR | FSA V-Drive 740mm / 31.8mm (Straight) | ZOOM Gravel 400mm / 31.8mm / Flare 25° | AL 660mm / 31.8mm (Curved)          | AL 660mm / 31.8mm (Curved)          |
| STEM      | FSA V-Drive 60mm/ 31.8mm / ±6°        | AL 100mm - 31.8mm - 7°                 | AL 90mm - 31.8mm - adjustable 0-90° | AL 90mm - 31.8mm - adjustable 0-90° |
| GRIPS     | ERGON GA30                            | SELLE ITALIA SG Tape                   | ERGOTECH EG-AMBITION                | ERGON GP1                           |

WHEELSET

|            |   |                                |                                     |                                      |
|------------|---|--------------------------------|-------------------------------------|--------------------------------------|
| TYRES      | CONTINENTAL Mountain King 27,5"x2,6"        | VITTORIA Terreno Dry 29"x1,75" | CONTINENTAL Ride Cruiser 28"x2,2"   | CONTINENTAL Contact Cruiser 28"x2,2" |
| WHEEL SIZE | 27,5"                                       | 29"                            | 28"                                 | 28"                                  |
| RIMS       | Alloy Double Wall 25mm                      | Alloy Double Wall 25mm         | Alloy Double 25mm                   | Alloy Double Wall 25mm               |
| SPOKES     | Black Stainless Steel                       | Stainless Steel                | Black Stainless Steel               | Black Stainless Steel                |
| FRONT HUB  | SHIMANO HB-MT400-B Boost 110 Thru-axle 15mm | Alloy 9x135mm QR               | SHIMANO HB-MT400 100 Thru-axle 15mm | SHIMANO HB-MT400 100 Thru-axle 15mm  |
| REAR HUB   | SHIMANO HB-MT400-B Boost 148 Thru-axle 12mm | BAFANG H400B 135mm             | SHIMANO NEXUS SG-C6001 135mm        | SHIMANO Nexus SG-C6001-8D            |

DRIVETRAIN & BRAKES

|                     |                          |  |                               |                         |
|---------------------|--------------------------|--|-------------------------------|-------------------------|
| BRAKES              | SHIMANO Hydraulic MT200  | TEKTRO Cable Activated Hydraulic HD-C705 | CLARKS Hydraulic M2           | SHIMANO Hydraulic MT200 |
| BRAKE ROTOR - Front | SHIMANO SM-RT10 180mm    | SHIMANO SM-RT26 180mm                    | CL HJ-DXR1814 180mm           | SHIMANO SM-RT10 180mm   |
| BRAKE ROTOR - Rear  | SHIMANO SM-RT10 180mm    | SHIMANO SM-RT26 180mm                    | CL HJ-DXR1814 180mm           | SHIMANO SM-RT10 180mm   |
| REAR DERRAILEUR     | SHIMANO Deore 10S        | MICROSHIFT AdventX 10S                   | -                             | -                       |
| CASSETTE            | SHIMANO Deore 10S 11-42T | MICROSHIFT AdventX 10S 11-48T            | -                             | -                       |
| SHIFTERS            | SHIMANO Deore 10S        | MICROSHIFT AdventX 10S                   | SHIMANO NEXUS 8               | SHIMANO Nexus 8         |
| CHAINRING           | SAMOX BCD 104 36T        | MIRANDA ChainFlow BCD104 38T             | MIRANDA ChainFlow BCD 104 38T | MIRANDA BCD 104 38T     |
| CRANK               | SAMOX Shape 175/5        | MIRANDA JIS 170                          | SAMOX Shape 175               | SAMOX Shape 175/0       |
| CHAIN               | SHIMANO CN-E6090         | KMC e10 Turbo e-bike series              | SHIMANO CN-NX10               | SHIMANO CN-NX10         |
| CHAINGUARD          | Yes - FSA                | Yes - MIRANDA                            | Yes - HEBIE                   | Yes - HEBIE             |

SAFETY & ACESSORIES

|             |                                     |                                   |                                 |                                   |
|-------------|-------------------------------------|-----------------------------------|---------------------------------|-----------------------------------|
| RACK        | ATRANVELO Tour AVS (max.: 25Kg)     | -                                 | ATRANVELO City AVS (max.: 25Kg) | ATRANVELO Tour AVS (max.: 25Kg)   |
| FRONT LIGHT | AXA Blueline 30 with reflector      | -                                 | AXA Blueline 30 with reflector  | AXA Blueline 30 with reflector    |
| REAR LIGHT  | AXA Slim with reflector             | -                                 | PICCADILY with reflector        | PICCADILLY with reflector         |
| KICKSTAND   | ATRANVELO Dux                       | -                                 | ATRANVELO Dux                   | ATRANVELO Dux                     |
| MUDGUARD    | SKS                                 | -                                 | SKS                             | SKS                               |
| BELL        | -                                   | -                                 | Yes                             | Yes                               |
| BOTTLE CAGE | Not included. Sold separately.      | Not included. Sold separately.    | Not included. Sold separately.  | Not included. Sold separately.    |
| SADDLE      | SELLE ROYAL Shadow                  | SELLE ITALIA Model X Superflow    | SELLE ROYAL Rio Gel             | SELLE ROYAL Rio Gel               |
| SEAT POST   | FSA Gossamer 350mm 31.6mm /20mm     | AL Black 300mm 31,6mm /15mm       | AL Black 350mm 27.2mm/15mm      | AL Black 350mm 31,6mm/15mm        |
| SEAT CLAMP  | Alloy black with screw              | Alloy black with screw            | Alloy black with quick release  | Alloy black with quick release    |
| PEDALS      | Union SP-21600 Flat with reflectors | MARWI SP-400 Flat with reflectors | UNION SP-827 with reflectors    | UNION SP-827 Flat with reflectors |
| FRAMELOCK   | Not included. Sold separately.      | Not included. Sold separately.    | Not included. Sold separately.  | Not included. Sold separately.    |

\* We reserve the right to modify product information that appears on this website without prior notice, including equipment, specifications, models, colors and materials.